

## No. 705/706/8705. The Chinese Linking-rings.

### Requirements:

- a) A ring with a slit in it.
- b) Two solid rings, which may also be used for the trick "A mysterious Tie-Act, or Matter dematerialised".
- c) Two solid rings, one being inside the other (see fig.3).
- d) Three rings, also one inside the other (see fig.5).

### Preparations:

Performer must take special note, that the rings are lying in the following rotation:

First of all comes the ring with slit, then follows the three rings, one inside the other, then the two rings one inside the other and finally the two unprepared rings, these being on the finger-tips of left hand. See fig.1.




fig.1.

### Presentation:

"Here, ladies and gentlemen, are some rings, all of them quite unprepared."

Performer gives the two unprepared rings for examination. "So - may I have one of them back again?" - Takes ring back with right hand and says: "You see, I take the ring and by a slight rubbing movement I cause same to go into the other - here you are" - with these words he makes the movement referred to and leaves the ring on finger tips of left hand, at the same time letting the ring with the other one inside fall down, which gives the appearance, as if the ring has been pressed through the other one. See fig.2. Performer takes now the ring hanging down and in the manner shown in

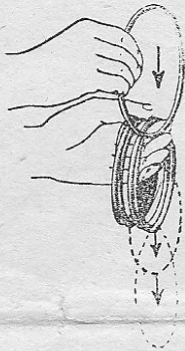


fig.2

fig.3, he takes the double ring off finger of left hand with right hand, at the same time giving these now for thorough examination. The next ring is again the single one, which audience has already examined, but not knowing




fig.3.

this part of the trick, you present again the ring, and let same be examined once more. Turning to the spectator, who has hold of the double rings, he is asked now to return same and in getting them back, he goes through the same manouevre as before with the one ring, only letting now two rings of the three set fall down, as seen in fig. 4. Taking off the left hand this triplet, fig.5, he gives this also for examination and asks again one single ring to be given back. This is put into the double set, still in left hand, as seen in fig.2 and 3 and is given once more for inspection. Performer has now in his hand one solid ring and the ring with slit, Telling the audience to

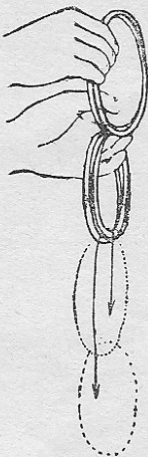


fig.4.

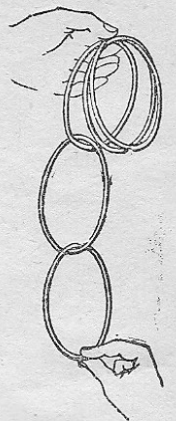


fig.5.

look and see, how it is done, he takes solid unprepared ring into left hand, the cut ring into right. The slit being covered by the hand it will be an easy matter to insert the ring into slit and audience will look baffled, how easy it seems to do the trick. At a moments notice the rings are as easily separated again, by letting the ring slip out again, always taking care to hide the slit from view.

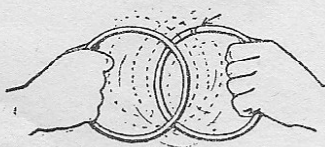


fig.6.

Taking now the double set, Performer causes the slit ring to slip into the set and has both rings at top, letting now the first of the set slip down, making in this way a set of three rings, see fig.7. As easily Performer undoes the trio again and to make it appear, as if the ring were really drawn out of the others, he goes with the



others, he goes with the slit ring behind the others, which gives a perfect illusion. In the same way the figures may be made as seen in ill. 8, 9, 10.

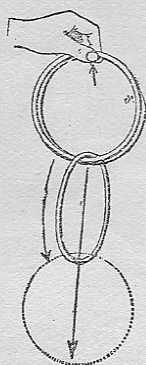


fig. 7




fig. 8.

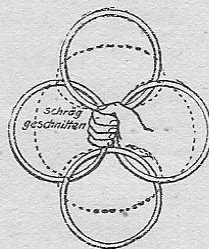


fig. 9.




fig. 10.